

Product data sheet

Specifications



Discrete I/O extension module, Zelio Logic, 10 I/O, 24 V DC

SR3XT101BD

Product availability : Stock - Normally stocked in distribution facility

Price* : 126.00 USD

Main

| | |
|---------------------------|-------------------------------|
| Range of Product | Zelio Logic |
| Product or Component Type | Discrete I/O extension module |

Complementary

| | |
|--------------------------------|-------------------------------------------------------------------------------------------------------------|
| Number or control scheme lines | 120 ladder |
| Cycle time | 6...90 ms |
| Backup time | 10 years 77 °F (25 °C) |
| Clock drift | 12 min/year 32...131 °F (0...55 °C) |
| Checks | Program memory on each power up |
| [Us] rated supply voltage | 24 V DC |
| Supply voltage limits | 19.2...30 V |
| Reverse polarity protection | With |
| Discrete input number | 6 EN/IEC 61131-2 type 1 |
| Discrete input type | Resistive |
| Discrete input voltage | 24 V DC |
| Discrete input current | 4 mA |
| Counting frequency | 1 kHz discrete input |
| Voltage state 1 guaranteed | >= 15 V I1...IA and IH...IR discrete input circuit >= 15 V IB...IG used as discrete input circuit |
| Voltage state 0 guaranteed | <= 5 V I1...IA and IH...IR discrete input circuit <= 5 V IB...IG used as discrete input circuit |
| Current state 1 guaranteed | >= 1.2 mA IB...IG used as discrete input circuit) >= 2.2 mA I1...IA and IH...IR discrete input circuit) |
| Current state 0 guaranteed | <= 0.5 mA IB...IG used as discrete input circuit) <= 0.75 mA I1...IA and IH...IR discrete input circuit) |
| Input compatibility | 3-wire proximity sensors PNP discrete input |
| Input impedance | 12 kOhm IB...IG used as discrete input circuit 7.4 kOhm I1...IA and IH...IR discrete input circuit |
| Number of Outputs | 4 relay |
| Output voltage limits | 24...250 V AC relay output) 5...30 V DC relay output) |
| Contacts type and composition | NO relay output |

* Price is "List Price" and may be subject to a trade discount – check with your local distributor or retailer for actual price.

| | |
|-----------------------------------------------|-------------------------------------------------------------------------------------------------------------------------------------------------------------------------------------------------------------------------------------------------------------------------------------------------------------------------------------------------------------------------------------------------------------------------------------------|
| Output thermal current | 8 A for all 4 outputs relay output |
| Electrical durability | AC-15 500000 cycles 230 V, 0.9 A relay output EN/IEC 60947-5-1 AC-12 500000 cycles 230 V, 1.5 A relay output EN/IEC 60947-5-1 DC-13 500000 cycles 24 V, 0.6 A relay output EN/IEC 60947-5-1 DC-12 500000 cycles 24 V, 1.5 A relay output EN/IEC 60947-5-1 |
| Switching capacity in mA | >= 10 mA 12 V relay output) |
| Operating rate in Hz | 0.1 Hz at le)relay output 10 Hz no load)relay output |
| Mechanical durability | 10000000 cycles relay output |
| [Uimp] rated impulse withstand voltage | 4 kV EN/IEC 60947-1 and EN/IEC 60664-1 |
| Response time | 10 ms from state 0 to state 1)relay output 5 ms from state 1 to state 0)relay output |
| Connections - terminals | Screw terminals, 1 x 0.25...1 x 2.5 mm ² AWG 24...AWG 14) flexible with cable end Screw terminals, 2 x 0.25...2 x 0.75 mm ² AWG 24...AWG 18) flexible with cable end Screw terminals, 1 x 0.2...1 x 2.5 mm ² AWG 25...AWG 14) semi-solid Screw terminals, 1 x 0.2...1 x 2.5 mm ² AWG 25...AWG 14) solid Screw terminals, 2 x 0.2...2 x 1.5 mm ² AWG 24...AWG 16) solid |
| Tightening torque | 4.43 lbf.in (0.5 N.m) |
| Overvoltage category | III EN/IEC 60664-1 |
| Net Weight | 0.44 lb(US) (0.2 kg) |

Environment

| | |
|--------------------------------------------------|-------------------------------------------------------------------------------------------------------------------------------------------------------------------------------------------------------------------|
| Product Certifications | GL C-tick UL GOST CSA |
| Standards | EN/IEC 61000-4-4 level 3 EN/IEC 61000-4-2 level 3 EN/IEC 61000-4-3 EN/IEC 61000-4-12 EN/IEC 61000-4-11 EN/IEC 60068-2-6 Fc EN/IEC 60068-2-27 Ea EN/IEC 61000-4-6 level 3 EN/IEC 61000-4-5 |
| IP degree of protection | IP20 IEC 60529 terminal block) IP40 IEC 60529 front panel) |
| Environmental characteristic | EMC directive EN/IEC 61000-6-2 EMC directive EN/IEC 61000-6-3 EMC directive EN/IEC 61000-6-4 EMC directive EN/IEC 61131-2 zone B Low voltage directive EN/IEC 61131-2 |
| Disturbance radiated/ conducted | Class B EN 55022-11 group 1 |
| Pollution degree | 2 EN/IEC 61131-2 |
| Ambient air temperature for operation | -4...104 °F (-20...40 °C) in non-ventilated enclosure IEC 60068-2-1 and IEC 60068-2-2 -4...131 °F (-20...55 °C) IEC 60068-2-1 and IEC 60068-2-2 |
| Ambient Air Temperature for Storage | -40...158 °F (-40...70 °C) |
| Operating altitude | 6561.68 ft (2000 m) |
| Maximum altitude transport | 10000.00 ft (3048 m) |
| Relative Humidity | 95 % without condensation or dripping water |

Ordering and shipping details

| | |
|--------------------------|----------------------------|
| Category | 22378-SR2,3 ZELIO 2 RELAYS |
| Discount Schedule | I |
| GTIN | 3389110550085 |
| Returnability | Yes |

| | |
|-------------------|----|
| Country of origin | FR |
|-------------------|----|

Packing Units

| | |
|------------------------------|------------------------|
| Unit Type of Package 1 | PCE |
| Number of Units in Package 1 | 1 |
| Package 1 Height | 2.68 in (6.8 cm) |
| Package 1 Width | 3.94 in (10 cm) |
| Package 1 Length | 3.54 in (9 cm) |
| Package 1 Weight | 6.31 oz (179 g) |
| Unit Type of Package 2 | S03 |
| Number of Units in Package 2 | 30 |
| Package 2 Height | 11.81 in (30 cm) |
| Package 2 Width | 11.81 in (30 cm) |
| Package 2 Length | 15.75 in (40 cm) |
| Package 2 Weight | 12.59 lb(US) (5.71 kg) |

Offer Sustainability

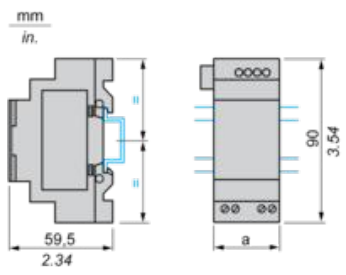
| | |
|----------------------------|---------------------------------------------------------------------------------------------------------------------------------------------------------------------------------------------------------------------------------------------------------------------------------------------|
| Sustainable offer status | Green Premium product |
| California proposition 65 | WARNING: This product can expose you to chemicals including: Lead and lead compounds, which is known to the State of California to cause cancer and birth defects or other reproductive harm. For more information go to www.P65Warnings.ca.gov |
| REACH Regulation | REACH Declaration |
| EU RoHS Directive | Pro-active compliance (Product out of EU RoHS legal scope) EU RoHS Declaration |
| Mercury free | Yes |
| China RoHS Regulation | China RoHS declaration |
| RoHS exemption information | Yes |
| Environmental Disclosure | Product Environmental Profile |
| Circularity Profile | End of Life Information |
| WEEE | The product must be disposed on European Union markets following specific waste collection and never end up in rubbish bins. |
| PVC free | Yes |

Contractual warranty

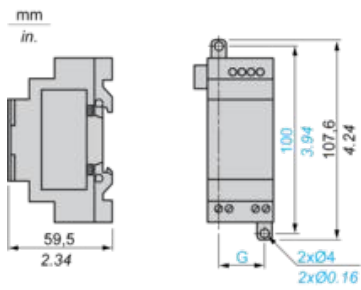
| | |
|----------|-----------|
| Warranty | 18 months |
|----------|-----------|

I/O Extension Modules

Mounting on 35 mm/1.38 in. DIN Rail



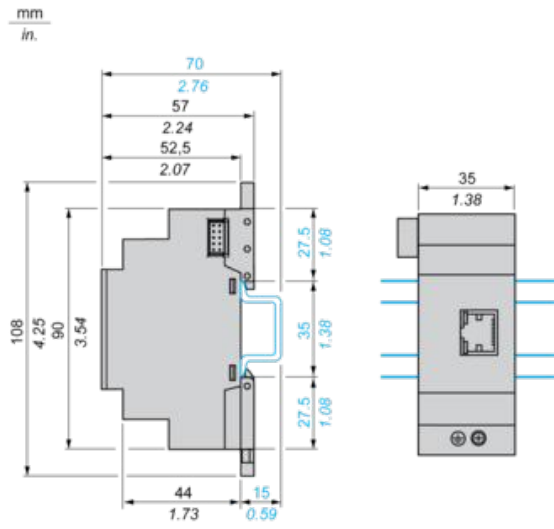
Screw Fixing (Retractable Lugs)



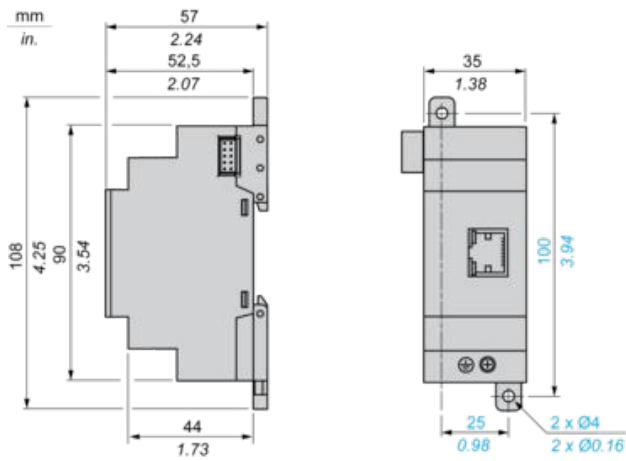
| SR3 | a (mm/in.) | G (mm/in.) |
|---------|------------|------------|
| XT61** | 35 / 1.38 | 25 / 0.98 |
| XT101** | 72 / 2.83 | 60 / 2.36 |
| XT141** | 72 / 2.83 | 60 / 2.36 |

Communication Modules

Rail Mounting

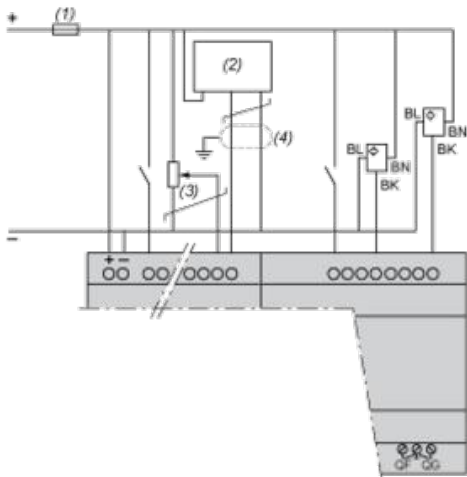


Screw Mounting (Retractable Lugs)



Connection of Smart Relays on DC Supply, with Discrete I/O Extension Modules

SR3B...JD + SR3XT...JD, SR3B...BD + SR3XT...BD



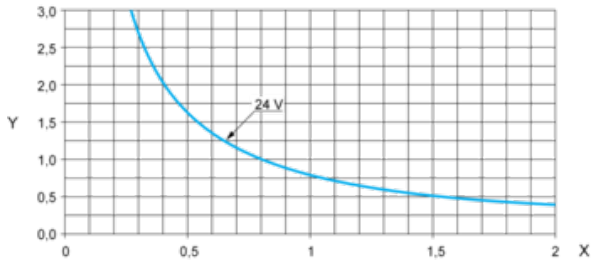
- (1) 1 A quick-blow fuse or circuit-breaker.
 - (2) Ca: Analog sensor / Ta: Analog transmitter.
 - (3) Recommended values: 2.2 k Ω / 0.5 W (10 k Ω max.)
 - (4) Screened cables, maximum length 10 m / 32.80 feet.
- NOTE:** QF and QG : 5 A for SR3XT141**

Compact and Modular Smart Relays

Electrical Durability of Relay Outputs

(in millions of operating cycles, conforming to IEC/EN 60947-5-1)

DC-12 (1)

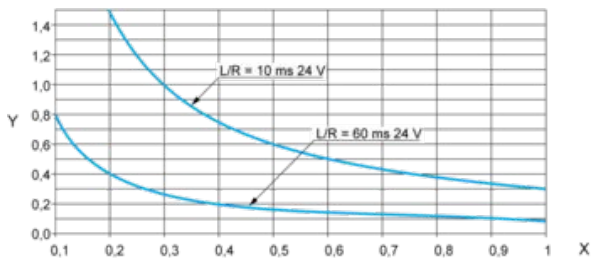


X: Current (A)

Y: Millions of operating cycles

(1) DC-12: control of resistive loads and of solid state loads isolated by opto-coupler, $L/R \leq 1$ ms.

DC-13 (1)



X: Current (A)

Y: Millions of operating cycles

(1) DC-13: switching electromagnets, $L/R \leq 2 \times (U_e \times I_e)$ in ms, U_e : rated operational voltage, I_e : rated operational current (with a protection diode on the load, DC-12 curves must be used with a coefficient of 0.9 applied to the number in millions of operating cycles).

Recommended replacement(s)