

function module star-delta (wye-delta), consisting of lateral basic module and two coupling modules, time range 0.05-60 s, 24-240 V AC/DC, 50/60 Hz, varistor for attenuation of the contactor coils integrated, for contactors 3RT2 and auxiliary contactors 3RH2



product brand name	SIRIUS
product designation	function module
design of the product	comprising basic module and two coupling modules
product type designation	3RA28
<b>General technical data</b>	
size of contactor can be combined company-specific	S00, S0, S2, S3
product component semi-conductor output	No
product extension required remote control	No
product extension optional remote control	No
insulation voltage for overvoltage category III according to IEC 60664 with degree of pollution 3 rated value	300 V
test voltage for isolation test	1.5 kV
degree of pollution	3
surge voltage resistance rated value	4 kV
test voltage for surge voltage test	4 800 V
consumed current at 24 V	24 mA
protection class IP of the terminal	IP20
shock resistance according to IEC 60068-2-27	15g / 11 ms
vibration resistance according to IEC 60068-2-6	10 ... 59 Hz: 0.35 mm, 60 ... 150 Hz: 2g
mechanical service life (operating cycles) typical	10 000 000
mechanical service life (operating cycles)	
• with contactor 3R.2 of frame size S00	10 000 000
• with contactor 3R.2 of frame size S0	10 000 000
• with contactor 3R.2 of frame size S2	10 000 000
• with contactor 3R.2 of frame size S3	10 000 000
electrical endurance (operating cycles) at AC-15 at 230 V typical	100 000
electrical endurance (operating cycles)	
• with contactor 3R.2 of frame size S00	100 000
• with contactor 3R.2 of frame size S0	100 000
• with contactor 3R.2 of frame size S2	100 000
• with contactor 3R.2 of frame size S3	100 000
adjustable time	0.5 ... 60 s
relative setting accuracy relating to full-scale value	15 %
recovery time	150 ms
reference code according to IEC 81346-2	K
relative repeat accuracy	1 %
influence of the surrounding temperature	±1 %
power supply influence	±2 %
Substance Prohibitance (Date)	10/01/2009
<b>Product Function</b>	

<b>product function star-delta circuit</b>	Yes
<b>Control circuit/ Control</b>	
<b>type of voltage of the control supply voltage</b>	AC/DC
<b>control supply voltage 1 at AC</b>	
• at 50 Hz	24 ... 240 V
• at 60 Hz	24 ... 240 V
<b>control supply voltage frequency 1</b>	50 ... 60 Hz
<b>control supply voltage 1</b>	
• at DC	24 ... 240 V
<b>operating range factor control supply voltage rated value at DC</b>	
• initial value	0.85
• full-scale value	1.1
<b>operating range factor control supply voltage rated value at AC at 50 Hz</b>	
• initial value	0.85
• full-scale value	1.1
<b>operating range factor control supply voltage rated value at AC at 60 Hz</b>	
• initial value	0.85
• full-scale value	1.1
<b>design of the surge suppressor</b>	with varistor
<b>Switching Function</b>	
<b>switching function</b>	
• ON-delay	No
• ON-delay/instantaneous contact	No
• passing make contact	No
• passing make contact/instantaneous contact	No
• OFF delay	No
<b>switching function</b>	
• flashing symmetrically with interval start/instantaneous	No
• flashing symmetrically with interval start	No
• flashing symmetrically with pulse start/instantaneous	No
• flashing symmetrically with pulse start	No
• flashing asymmetrically with interval start	No
• flashing asymmetrically with pulse start	No
<b>switching function</b>	
• constant clock cycle with pulse start	No
• constant clock cycle with interval start	No
<b>switching function</b>	
• variably clocked with pulse start	No
• variably clocked with interval start	No
<b>switching function</b>	
• star-delta circuit with delay time	No
• star-delta circuit	Yes
<b>switching function with control signal</b>	
• additive ON-delay	No
• passing break contact	No
• passing break contact/instantaneous	No
• OFF delay	No
• OFF delay/instantaneous	No
• pulse delayed	No
• pulse delayed/instantaneous	No
• pulse-shaping	No
• pulse-shaping/instantaneous	No
• additive ON-delay/instantaneous	No
• ON-delay/OFF-delay	No
• ON-delay/OFF-delay/instantaneous	No
• passing make contact	No
• passing make contact/instantaneous contact	No
<b>switching function of interval relay with control signal</b>	

<ul style="list-style-type: none"> <li>● retrotriggerable with deactivated control signal/instantaneous contact</li> </ul>	No
<ul style="list-style-type: none"> <li>● retrotriggerable with switched-on control signal</li> </ul>	No
<ul style="list-style-type: none"> <li>● retrotriggerable with switched-on control signal/instantaneous contact</li> </ul>	No
<ul style="list-style-type: none"> <li>● retriggerable with deactivated control signal</li> </ul>	No
<b>design of the control terminal non-floating</b>	No
<b>Short-circuit protection</b>	
design of the fuse link for short-circuit protection of the auxiliary switch required	fuse gL/gG: 4 A
<b>Auxiliary circuit</b>	
<b>material of switching contacts</b>	AgSnO <sub>2</sub>
<b>number of NO contacts</b>	2
<ul style="list-style-type: none"> <li>● delayed switching</li> </ul>	2
<b>operating frequency with 3RT2 contactor maximum</b>	2 500 1/h
<b>Main circuit</b>	
<b>type of voltage</b>	AC/DC
<b>Inputs/ Outputs</b>	
<b>product function</b>	
<ul style="list-style-type: none"> <li>● at the relay outputs switchover delayed/without delay</li> </ul>	No
<ul style="list-style-type: none"> <li>● non-volatile</li> </ul>	No
<b>Electromagnetic compatibility</b>	
EMC immunity according to IEC 61812-1	Environment A (industrial area)
<b>conducted interference</b>	
<ul style="list-style-type: none"> <li>● due to burst according to IEC 61000-4-4</li> </ul>	2 kV network connection / 1 kV control connection
<ul style="list-style-type: none"> <li>● due to conductor-earth surge according to IEC 61000-4-5</li> </ul>	2 kV
<ul style="list-style-type: none"> <li>● due to conductor-conductor surge according to IEC 61000-4-5</li> </ul>	1 kV
<b>field-based interference according to IEC 61000-4-3</b>	10 V/m
<b>electrostatic discharge according to IEC 61000-4-2</b>	8 kV
<b>Safety related data</b>	
<b>protection class IP on the front according to IEC 60529</b>	IP20
<b>type of insulation</b>	Basic insulation
<b>category according to EN 954-1</b>	none
<b>Connections/ Terminals</b>	
<b>product component removable terminal for auxiliary and control circuit</b>	No
<b>Installation/ mounting/ dimensions</b>	
<b>mounting position</b>	any (like contactor)
<b>fastening method</b>	clip-on
<b>height</b>	38 mm
<b>width</b>	45 mm
<b>depth</b>	74 mm
<b>required spacing</b>	
<ul style="list-style-type: none"> <li>● with side-by-side mounting <ul style="list-style-type: none"> <li>— forwards</li> <li>— backwards</li> <li>— upwards</li> <li>— downwards</li> <li>— at the side</li> </ul> </li> </ul>	0 mm
<ul style="list-style-type: none"> <li>● for grounded parts <ul style="list-style-type: none"> <li>— forwards</li> <li>— backwards</li> <li>— upwards</li> <li>— at the side</li> <li>— downwards</li> </ul> </li> </ul>	0 mm
<ul style="list-style-type: none"> <li>● for live parts <ul style="list-style-type: none"> <li>— forwards</li> <li>— backwards</li> <li>— upwards</li> <li>— downwards</li> <li>— at the side</li> </ul> </li> </ul>	0 mm

Ambient conditions	
installation altitude at height above sea level maximum	2 000 m
<b>ambient temperature</b>	
• during operation	-25 ... +60 °C
• during storage	-40 ... +85 °C
• during transport	-40 ... +85 °C
relative humidity during operation	0 ... 95 %

Certificates/ approvals	
General Product Approval	Declaration of Conformity



[Confirmation](#)



EG-Konf.

Test Certificates	Marine / Shipping
-------------------	-------------------

[Type Test Certificates/Test Report](#)



ABS



BUREAU VERITAS



DNV



LRS



PRS

Marine / Shipping	other	Railway
-------------------	-------	---------



RINA



RMRS

[Confirmation](#)

[Vibration and Shock](#)

### Further information

Siemens has decided to exit the Russian market (see here).

<https://press.siemens.com/global/en/pressrelease/siemens-wind-down-russian-business>

Siemens is working on the renewal of the current EAC certificates.

Please contact your local Siemens office on the status of validity of the EAC certification if you intend to import or offer to supply these products to an EAC relevant market (other than the sanctioned EAEU member states Russia or Belarus).

Information on the packaging

<https://support.industry.siemens.com/cs/ww/en/view/109813875>

Information- and Downloadcenter (Catalogs, Brochures,...)

<https://www.siemens.com/ic10>

Industry Mall (Online ordering system)

<https://mall.industry.siemens.com/mall/en/en/Catalog/product?mlfb=3RA2816-0EW20>

Cax online generator

<http://support.automation.siemens.com/WW/CAXorder/default.aspx?lang=en&mlfb=3RA2816-0EW20>

Service&Support (Manuals, Certificates, Characteristics, FAQs,...)

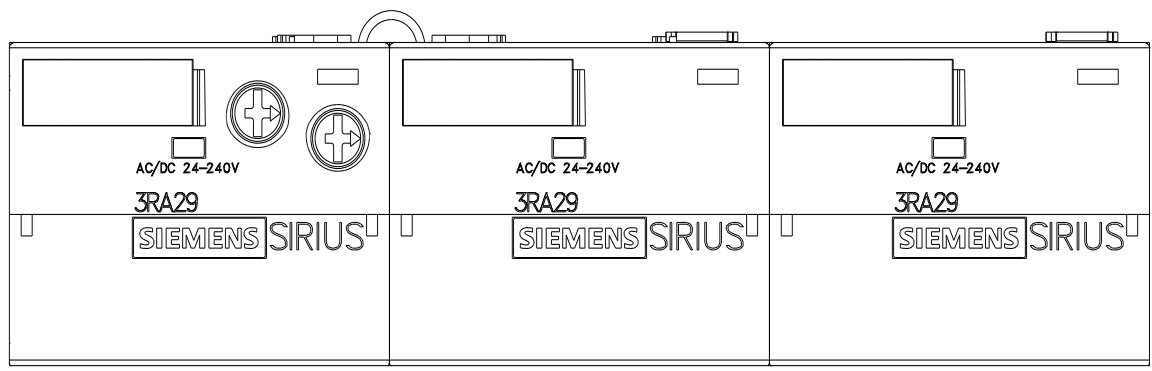
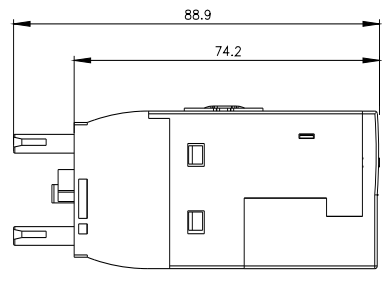

<https://support.industry.siemens.com/cs/ww/en/ps/3RA2816-0EW20>

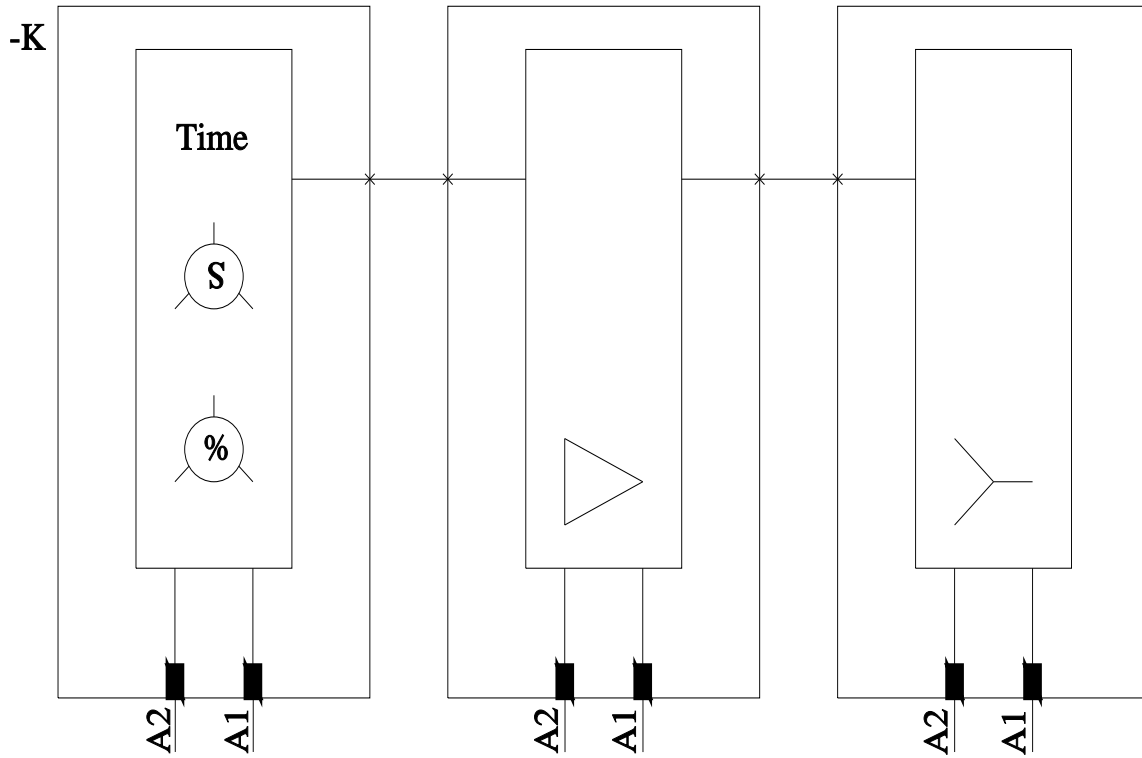
Image database (product images, 2D dimension drawings, 3D models, device circuit diagrams, EPLAN macros, ...)

[http://www.automation.siemens.com/bilddb/cax\\_de.aspx?mlfb=3RA2816-0EW20&lang=en](http://www.automation.siemens.com/bilddb/cax_de.aspx?mlfb=3RA2816-0EW20&lang=en)

Characteristic: Derating

<https://support.industry.siemens.com/cs/ww/en/ps/3RA2816-0EW20/manual>





last modified:

8/2/2022 