

withdrawable circuit breaker with guide frame 3-pole, size I, IEC In=630A to 690V, AC50/60Hz Icu=55kA at 500V rear connection horizontal Overcurrent release ETU 27 LSING protection adjustable 0.4-1 in Ground fault/N protection integrated With manual operating mechanism with storage with mechanical request without 1st auxiliary release without 2nd auxiliary release 2NO+2NC

Model	
product brand name	SENTRON
product designation	ACB
design of the product	IEC 60947-2
design of the actuating element	Pushbutton
type of the driving mechanism	Manual operating mechanism with mechanical closing
type of the driving mechanism / motor drive	No
design of the overcurrent release	ETU27B
General technical data	
number of poles	3
size of the circuit-breaker	1
utilization category	B
circuit-breaker / Design	3WL1
Voltage	
Rated insulation voltage U_i	1 000 V
insulation voltage / rated value	1 000 V
operating voltage	
• at AC / at 50/60 Hz / rated value	690 V
Protection class	
protection class IP	IP20
• protection class IP / on the front	IP20
• protection function of the overcurrent release	LSING
Dissipation	
power loss [W]	
• for rated value of the current / at AC / in hot operating state / per pole	65 W
• maximum	195 W
Main circuit	
operating frequency	
• 1 / rated value	50 Hz
• 2 / rated value	60 Hz
Auxiliary circuit	
number of NC contacts / for auxiliary contacts	2
number of NO contacts / for auxiliary contacts	2
Suitability	
suitability for use	Plant / motor protection
Adjustable parameters	
adjustable current response value current / of the current-dependent overload release / initial value	252 A
Product details	
product component	
• trip indicator	Yes
• voltage trigger	No
• undervoltage release	No
design of the auxiliary switch	2 NO + 2 NC
product extension / optional / motor drive	Yes
Product function	
product function	

• grounding protection	Yes	
• phase failure detection	Yes	
Display and operation		
display version	without display	
Short circuit		
operating short-circuit current breaking capacity (Ics)		
• at 415 V / rated value	55 kA	
• at 500 V / rated value	55 kA	
• at 690 V / rated value	42 kA	
maximum short-circuit current breaking capacity (Icu)		
• at 415 V / rated value	55 kA	
• at 500 V / rated value	55 kA	
• at 690 V / rated value	42 kA	
Connections		
arrangement of electrical connectors / for main current circuit	Main connection rear side horizontal	
type of electrical connection / for main current circuit	busbar connection	
Mechanical Design		
height	460 mm	
width	320 mm	
depth	456 mm	
fastening method	drawer unit	
Environmental conditions		
ambient temperature / during operation		
• minimum	-20 °C	
• maximum	70 °C	
ambient temperature / during storage		
• minimum	-40 °C	
• maximum	70 °C	
General Product Approval	EMC	Declaration of Conformity

[Confirmation](#)



Test Certificates

[Type Test Certificates/Test Report](#)

[Miscellaneous](#)

[Special Test Certificate](#)

Marine / Shipping



Marine / Shipping

other



[CCS / China Classification Society](#)



[Miscellaneous](#)

[Confirmation](#)

[Miscellaneous](#)

Dangerous Good

Environment

[Transport Information](#)

[Environmental Confirmations](#)

Further information

Information on the packaging

<https://support.industry.siemens.com/cs/ww/en/view/109813875>

Industry Mall (Online ordering system)

<https://mall.industry.siemens.com/mall/en/en/Catalog/product?mfb=3WL1106-2DG36-1AA2>

Service&Support (Manuals, Certificates, Characteristics, FAQs,...)

<http://support.industry.siemens.com/cs/ww/en/ps/3WL1106-2DG36-1AA2>

Image database (product images, 2D dimension drawings, 3D models, device circuit diagrams, ...)

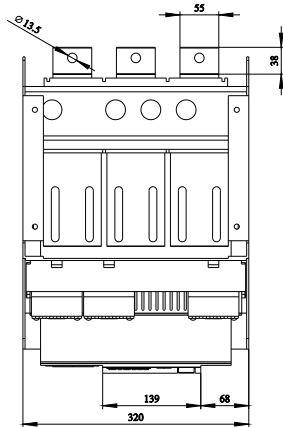
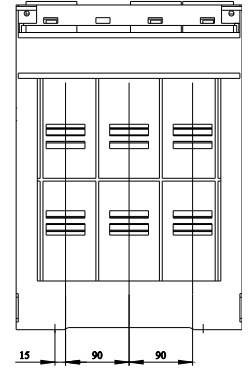
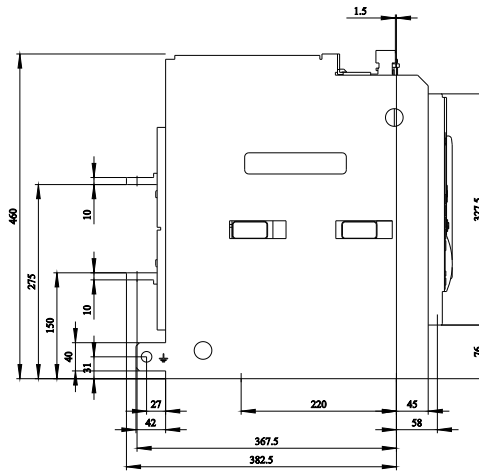
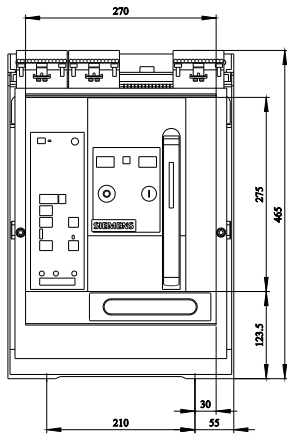
http://www.automation.siemens.com/bilddb/cax_en.aspx?mlfb=3WL1106-2DG36-1AA2

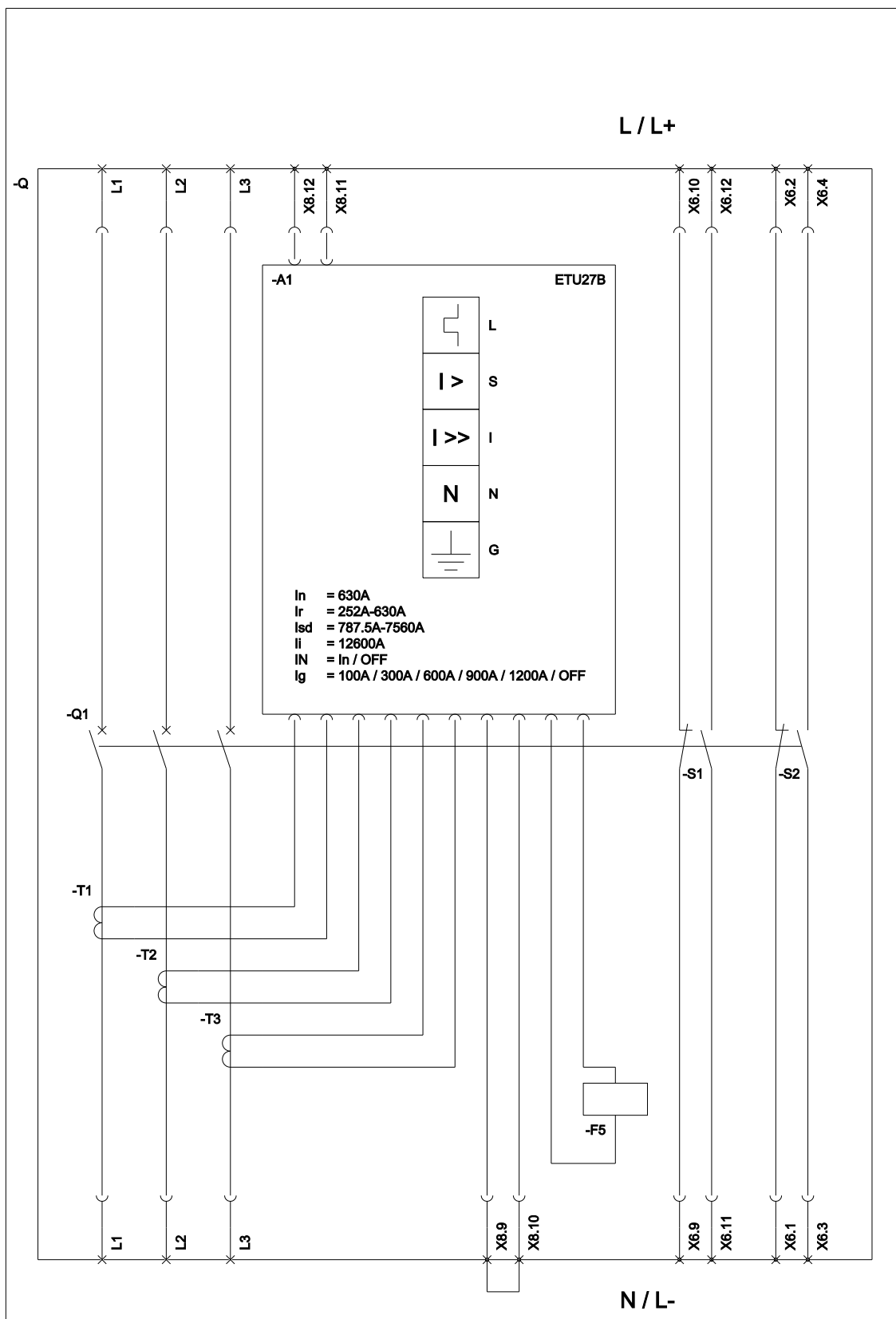
CAX-Online-Generator

<http://www.siemens.com/cax>

Tender specifications

<http://www.siemens.com/specifications>





L (Long Time Delay / Überlastschutz); **S** (Short Time Delay / Kurzschlusschutz, kurzzeitverzögert);
I (Instantaneous / Kurzschlusschutz, unverzögert); **N** (Neutral Protection / Neutralleiterschutz);
G (Ground Fault Protection / Erdschlusschutz); **F5** (Maglatch for trip unit / Auslösemagnet); **S1 - S8** (Auxiliary switch / Hilfsschalter);

last modified:

3/30/2020 